

From 1st July 2021

To participants entering Japan for

Tokyo Olympic and Paralympic Games

Show the "Quarantine" screen of OCHA at check-in and to quarantine authorities on arrival

Holders of the Olympic/Paralympic Identity and Accreditation Card (OIAC / PIAC) or a Pre-Valid Card (PVC) (which will be validated into their OIAC/ PIAC) **must show the "Quarantine" screen** with the required information entered of **OCHA** installed in their mobile phones **both to airline staff at check-in and at Japanese quarantine authorities on arrival.**

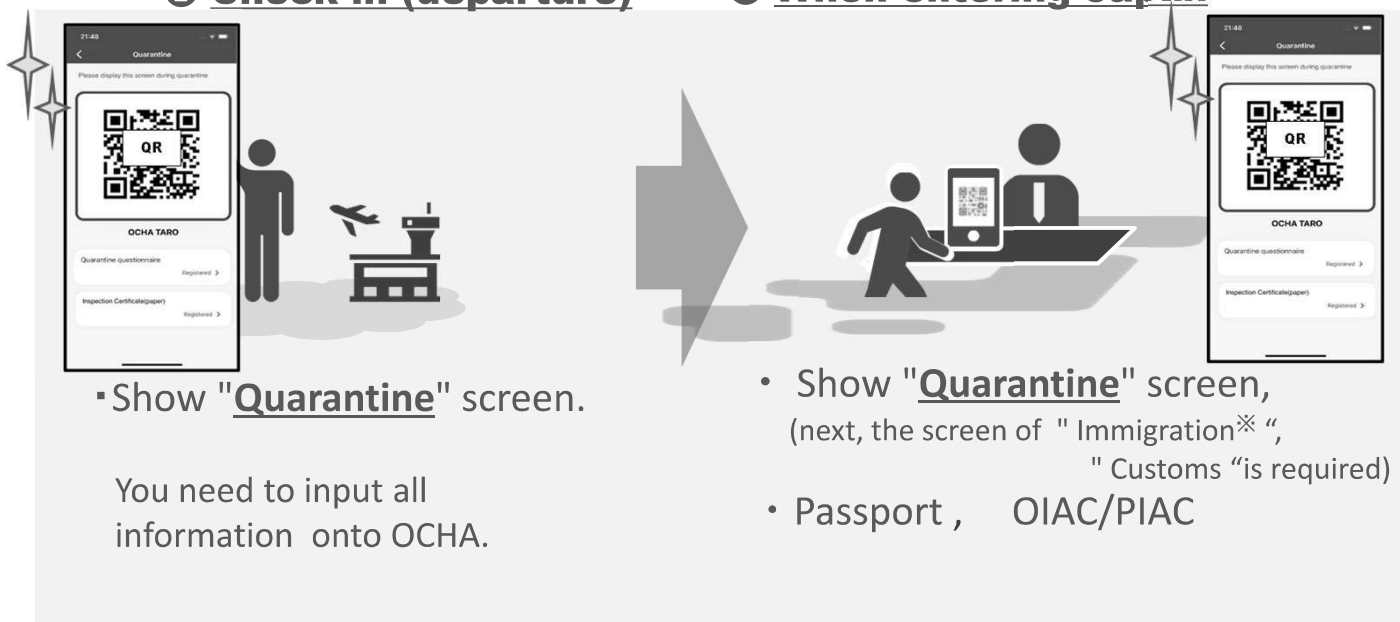
Please input all necessary information onto OCHA before departure.

Flow of OCHA

* An internet connection is necessary for downloading.

① Check-in (departure)

② When entering Japan



※ If you hold OIAC/PIAC/PVC but your mobile phone is not compatible to OCHA, please show the "Written Pledge" delivered by Tokyo Organising Committee of Olympic and Paralympic (Tokyo 2020) instead. You can rent a mobile phone at the arrival airport from Tokyo 2020.

※ In the case you enter Japan with "Written Pledge" / "Prior Consent Form", please show it at check-in and at Japanese quarantine authorities on arrival.

To access OCHA, go here:

<https://www.ocha.go.jp/>

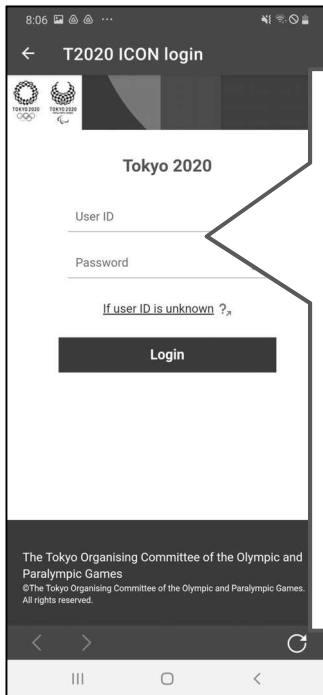


How to use "OCHA"


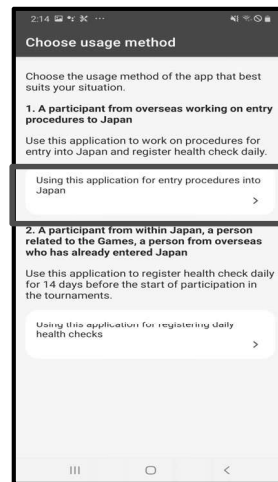
Access to OCHA
<https://www.ocha.go.jp/>



Choose 1. and then a date.




- ① Enter the "User ID" written on the card provided by Tokyo 2020 and the "Password" set by yourself according to the procedure separately informed by the parties concerned to log in.
- ② Check "OIAC / PIAC number (Registration Number)" etc.



※If there is no schedule that can be selected on the "Schedule Selection" screen, please contact a COVID19 liaison officer (CLO) of your organization.

- Confirm a personal consent form
- Register Inspection certificate information



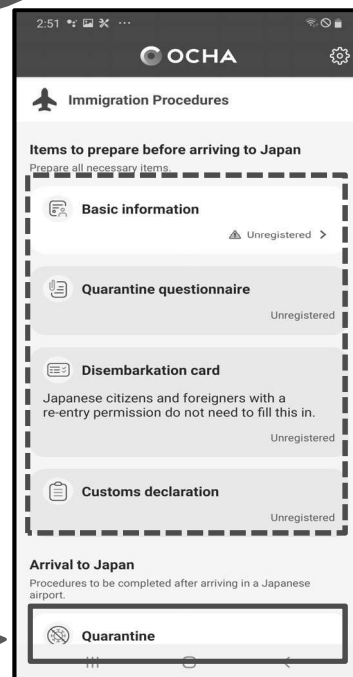
GET "Quarantine" screen

Input all necessary information



If the required information is not registered, the frame will be displayed in red.

Click "Quarantine"



- Basic information
- Quarantine questionnaire
- Disembarkation card
- Customs

Please input all information of "Immigration Procedures" before departure.

※ Please display this both to airline staff at check-in and at Japanese quarantine authorities on arrival. The negative certificate required for entry will also be confirmed.

※If you have any questions about how to use OCHA, please check the FAQ of the in-app settings.